

BIG Benefits for Your Small Business

Benefits for
Small
Business



Key Features



Budget-friendly pricing, low risk: By pooling together claims with other small businesses, our clients are backed by a stable plan that protects them from high claims activity. It's reliable and helps to ensure your plan remains more affordable over time.



Flexible and cost effective: Plan options allow you to get the most from this coverage based on your business needs. Further, employees can choose to enhance their group insurance with Optional Benefits that they can pay for at preferred rates.








Simple and efficient: Besides having all the important features, the plan is easy to understand and implement and Medavie Blue Cross will be with you and your team every step of the way to help with any details or questions.

Highlights

- 2 – 10 full time employees
- Ideal for family businesses (husband and wife)
- Simple, no hassle, 5 business day set up guarantee!
- Up to 23 month guaranteed rate
- Simple digital claim process (PC, iOS, Android)
- We love to say “NO”
 - NO medical questions
 - NO prior claims information needed
 - NO HR person required

Key Benefits

	Core Benefits				
	 Life and AD&D	 Dependent Life ¹	 Extended Health Care (with Dental)	 Prescription Drugs	 Travel
Enhanced	\$50,000	\$5,000	Best	80%	Better
Essential	\$50,000	\$5,000	Better	80%	Better
Entry	\$25,000	\$2,500	Good	80%	Good

¹ Spousal amounts shown. Child amounts \$1,000 (Entry) and \$2,500 (Essential and Enhanced)

	ENTRY	ESSENTIAL	ENHANCED
Prescription Drugs (80%)	\$3,000/person/year	\$5,000/person/year	\$20,000/person/year
Paramed Practitioners (80%)	\$500/practitioner	\$600/practitioner	\$600/practitioner
Dental Benefits (80%)	\$1,000/person year	\$1,500/person/year	\$1,500/person/year

- ESSENTIAL - Major Dental \$500/person/year (50%)
- ENHANCED - Major Dental \$1,500/person/year (50%)

Rates

ENTRY:

- Single - \$134.32 Family - \$302.61

ESSENTIAL**:

- Single - \$204.92* Family - \$389.32*

ENHANCED**:

- Single - \$220.07* Family - \$423.36*

*LTD of \$2,000 NEM monthly benefit, accident and illness, 2 year own occ., Included = \$40.60/month

**LTD is an optional benefit for entire group on Essential or Enhanced plans.

Use the phone
app for digital
claim submission

